

## Description of *Aceria cretica* New Species from Olives Trees in Greece (Acari: Eriophyidae)<sup>1</sup>

E. N. HATZINIKOLIS

*Acarology Laboratory, Agricultural Research Centre of Athens,  
GR-141 23 Lycovrysi Attiki, Greece*

### ABSTRACT

The female of *Aceria cretica*, new species, is described and illustrated. This species was found and collected from an isolated group of olive trees (*Olea europaea* L.) in Crete, Greece. It causes subcircular, greenish patches under leaf surface, similar to those caused by *Aceria oleae* (Nalepa 1900).

### Introduction

Two species of the genus *Aceria* are recorded from olive trees in the world: *A. oleae* (Nalepa 1900) and *A. olivi* (Zaher and Abou-Awad 1979). The former is recorded from Cyprus, Egypt, Greece, Israel, Italy, Jordan, Libya, Morocco, Spain, South Africa while the latter is recorded only from Egypt. The description of male and of female with the dimensions of different parts and accessories of *A. oleae* were given by Hatzinikolis (1986).

In this paper the new species of *Aceria* is described and illustrated. All measurements are given in micrometers ( $\mu\text{m}$ ). Besides holotype, ten more specimens were measured.

### Description

*Aceria cretica* n. sp.

#### FEMALE

**Dimensions, shape and colour** (Fig. 1). Length (holotype 156) 135-172, width 40-56, depth 41-53; elongate wormlike, whitish.

**Rostrum**. Length 18-25, projecting forward and down; antapical seta 6-7 long.

**Dorsal shield** (Fig. 2). Subsemicircular 18-22 long, 25-31 wide, completely unornamented with a few peripheral markings beyond it. Dorsal tubercles on rear margin,

20-22 apart, dorsal setae 24-30 diverging to rear.

**Legs** (Fig. 3). Foreleg 27-33 long; tibia 8-10 long, with a seta 6-7 long at about 1/2; tarsus 8-9 long; claw 12-13 long slight curved, with a 5 rayed feather claw (Fig. 4). Hindleg 26-30 long; tibia 8-9 long; tarsus 7-8 long. Coxae and external genitalia (Fig. 5). First pair coxae ornamented; first coxal seta 8-10 long, almost level with anterior coxal approximation; first setiferous coxal tubercles slightly further apart than the second, which are slightly ahead of a line through the third tubercles. Sternal line present. Genital coverflap (Fig. 5) 13-15 long and 27-30 wide, unmarked; genital setae 8-10 long. Internal genitalia 19-22 across, 15-17 long (Fig. 6).

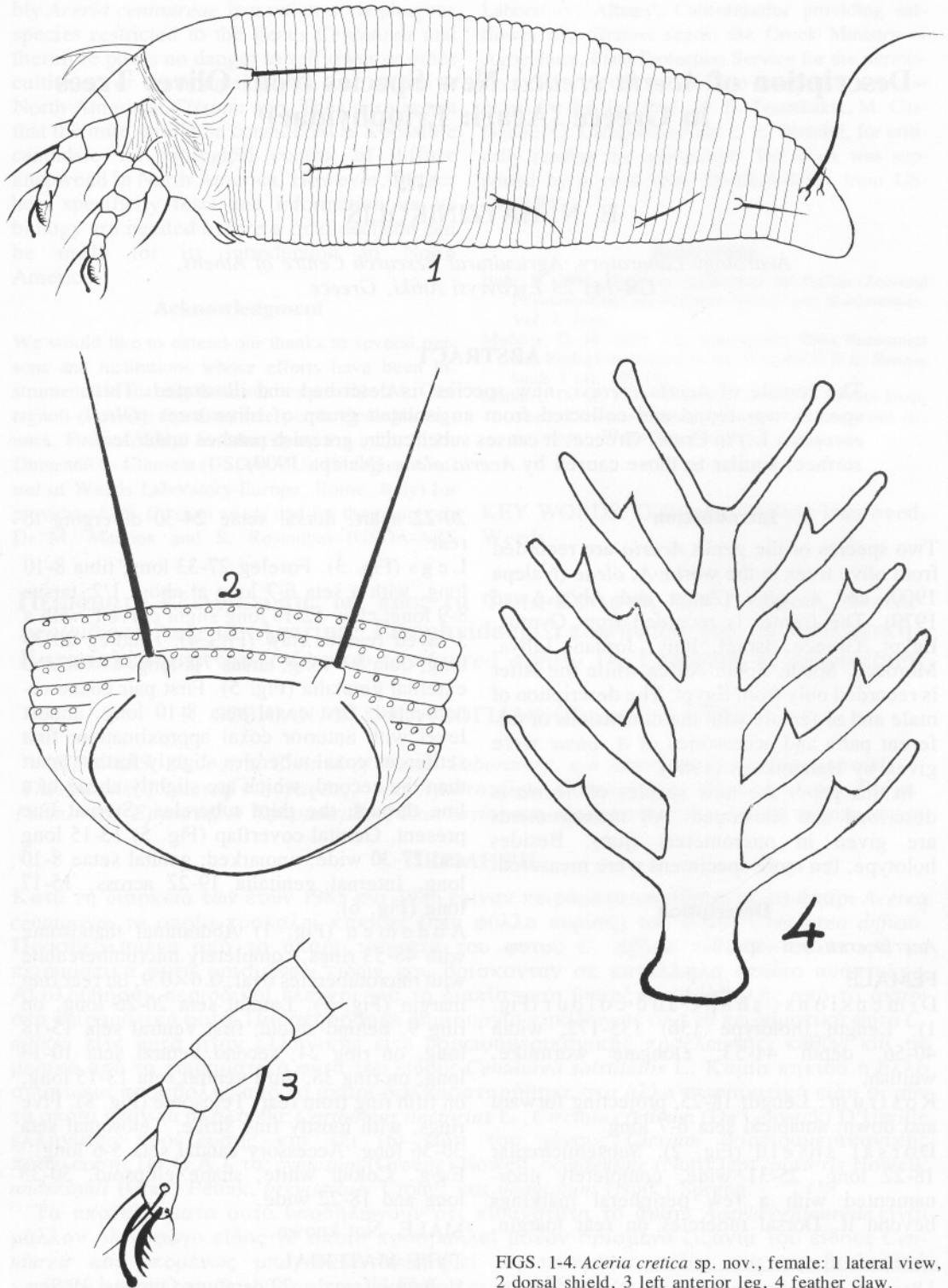
**Abdomen** (Fig. 1) Abdominal thanosome with 48-53 rings, completely microtuberculate with microtubercles oval,  $0.6 \times 0.9$ , on rear ring margin (Fig. 7). Lateral seta 20-26 long, on ring 9, behind shield; first ventral seta 15-18 long, on ring 24; second ventral seta 10-13 long, on ring 38; third ventral seta 13-15 long, on fifth ring from rear. Telosome (Fig. 8). Five rings, with mostly fine striae. Telosomal seta 30-36 long. Accessory caudal seta 5-6 long. Egg. Colour white, shape ellipsoid, 30-33 long and 18-22 wide.

**MALE**. Not known.

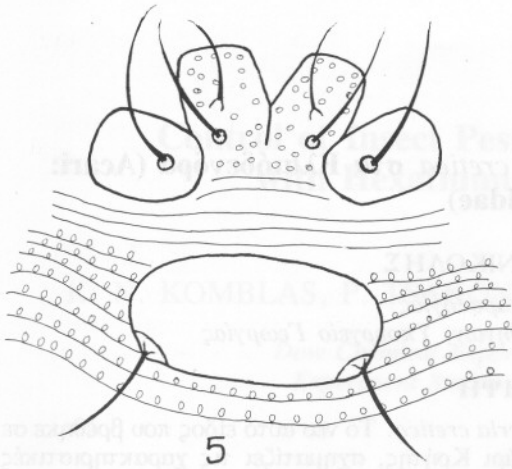
#### TYPE MATERIAL

Holotype female, 27 paratype females, 19 Sep-

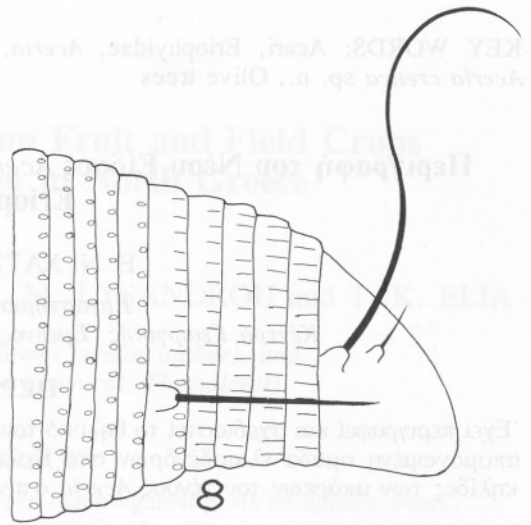
<sup>1</sup> Received for publication December 23, 1989.



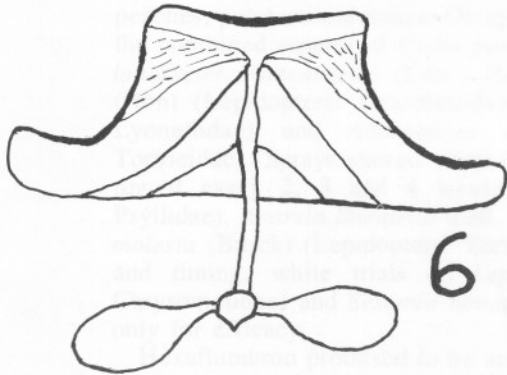
FIGS. 1-4. *Aceria cretica* sp. nov., female: 1 lateral view, 2 dorsal shield, 3 left anterior leg, 4 feather claw.



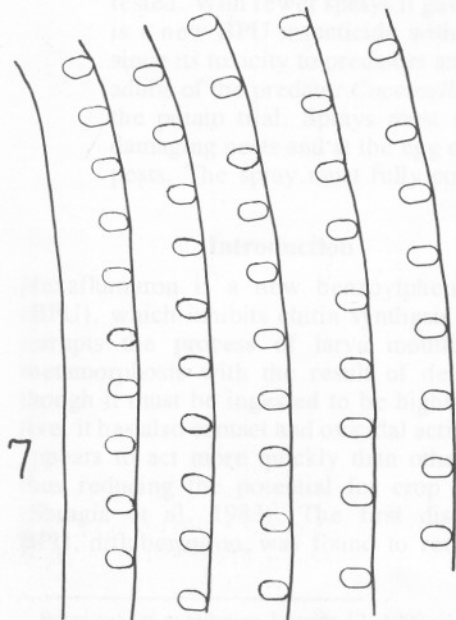
5



8



6



7

FIGS. 5-8. *Aceria cretica* sp. nov., female: 5 coxae and external genitalia, 6 internal genitalia, 7 lateral view epidermal structure, 8 side view of caudal section.

tember 1986, Colymbari, Crete, Greece (Code Number 4/1986). The material was collected by the author from an isolated group of olive trees and is mounted on five slides which are deposited in the collection of the Acarology Laboratory of the Agricultural Research Centre of Athens, Greece.

#### RELATION TO HOST

The mites were found on the under leaf surfaces causing subcircular patches similar to those formed by other *Aceria* of olive trees.

#### ETYMOLOGY

The name of this new species is derived from Crete, the island of Greece where it was discovered.

#### Remarks

The complete absence of dorsal shield and genital flap marks, the five-rayed featherclaw, and the ornamented first coxae should distinguish *Aceria cretica* from all other known species of *Aceria*.

#### References

- Hatzinikolis, E. N. 1986. Contribution to the description, record and onomatology of *Aceria oleae* (Nalepa 1900) (Acari: Eriophyidae). *Entomologia Hellenica* 4: 49-54.
- Nalepa, A. 1900. *Neue Gallmilben*. Anz. Akad. Wien 37: 154-156.
- Zaher, M. A. and B. A. Abou-Awad. 1979. Two new eriophyid species infesting olive trees in Egypt (Eriophyoidea: Eriophyidae). *Acarologia* XXI: 65-69.

KEY WORDS: Acari, Eriophyidae, *Aceria*,  
*Aceria cretica* sp. n., Olive trees

## Περιγραφή του Νέου Είδους *Aceria cretica* στα Ελαιόδένδρα (*Acari*: *Eriophyidae*)

E. N. ΧΑΤΖΗΝΙΚΟΛΗΣ

Εργαστήριο Ακαρολογίας,  
Κέντρο Γεωργικής Έρευνας Αθηνών, Υπουργείο Γεωργίας

### ΠΕΡΙΛΗΨΗ

Έχει περιγραφεί και σχεδιαστεί το θηλυκό του *Aceria cretica*. Το νέο αυτό είδος που βρέθηκε σε απομονωμένη ομάδα ελαιοδένδρων στο Κολυμπάρι Κρήτης, σχηματίζει τις χαρακτηριστικές κηλίδες των ακάρεων του γένους *Aceria* στην κάτω επιφάνεια των φύλλων της ελιάς.

